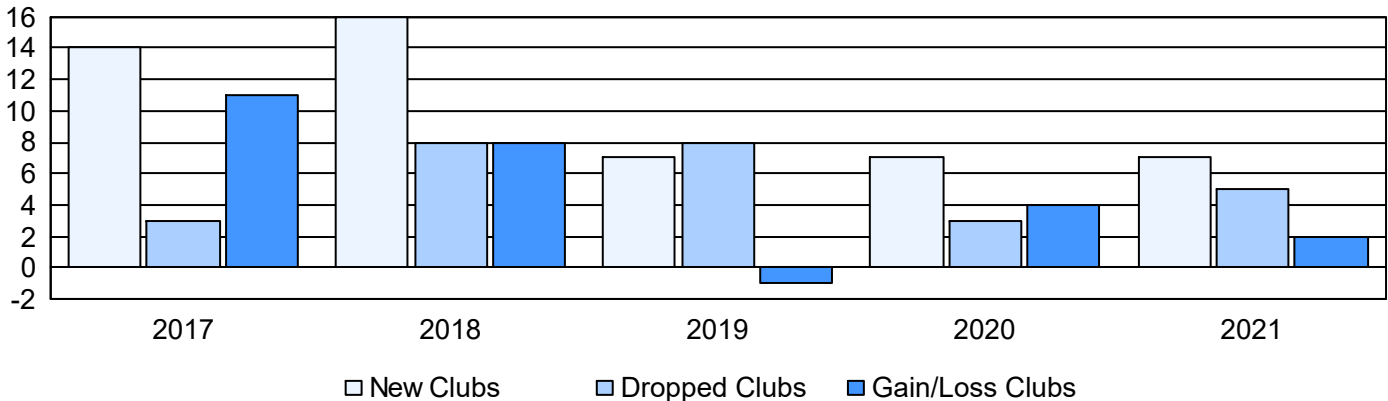
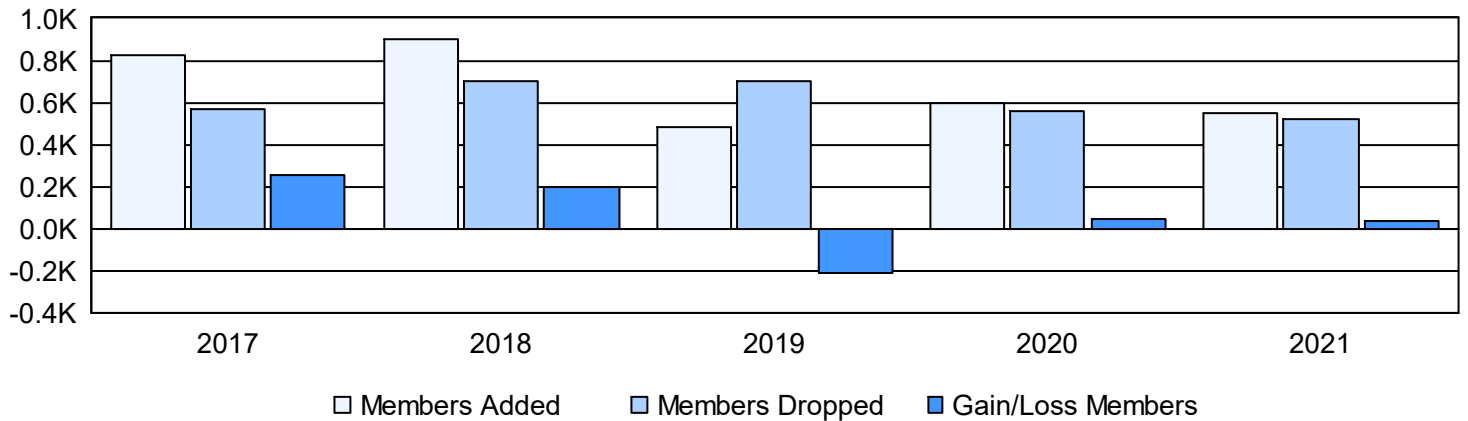


Year	New Clubs	Dropped Clubs	Gain/ Loss Clubs	New Members	Charter Members	Reinstate Members	Transfer Members	Total Member Added	Total Members Dropped	Gain/ Loss Members
2016-2017	14	3	11	427	365	23	7	822	570	252
2017-2018	16	8	8	449	401	38	14	902	704	198
2018-2019	7	8	-1	262	194	17	10	483	696	-213
2019-2020	7	3	4	342	193	19	42	596	555	41
2020-2021	7	5	2	296	213	27	15	551	517	34
<b>Average</b>	<b>10</b>	<b>5</b>	<b>5</b>	<b>355</b>	<b>273</b>	<b>25</b>	<b>18</b>	<b>671</b>	<b>608</b>	<b>62</b>

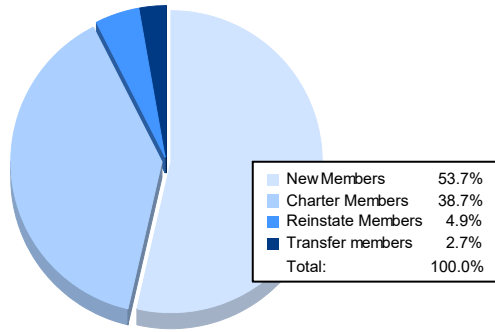
### Clubs



### Members



### Membership Composition June 2021 Cumulative



### Gender Composition June 2021 Cumulative

